

2023 GPCE PSA Closed Satellite  
Women's Section 9 to 14

Box 1

	1.	2.	3.
1. [1] WIESE Mariska		11-0, 11-2, 11-4	11-2, 11-2, 11-0
2. [4] HAMBLY Hannah	0-11, 2-11, 4-11		12-10, 11-1, 9-11 11-9
3. [5] ANDERSON Julia	2-11, 2-11, 0-11	10-12, 1-11, 11-9 9-11	

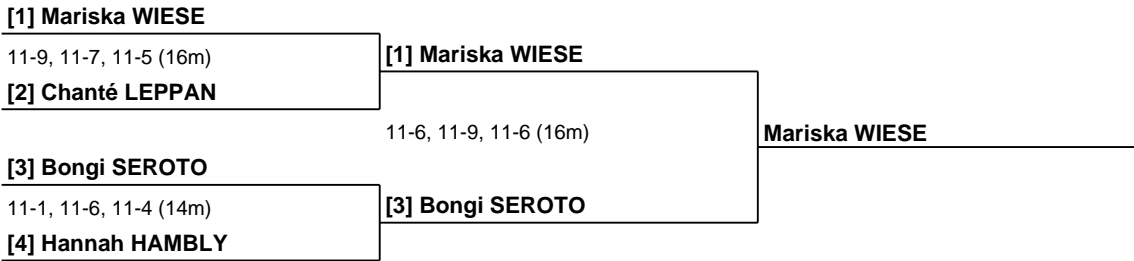
Standings	Points	Wins	Losses	Games	Game Pts
1. [1] Mariska WIESE	4	2	0	6 - 0 (100%)	66 - 10 (86.84%)
2. [4] Hannah HAMBLY	2	1	1	3 - 4 (42.86%)	49 - 64 (43.36%)
3. [5] Julia ANDERSON	0	0	2	1 - 6 (14.29%)	35 - 76 (31.53%)

Box 2

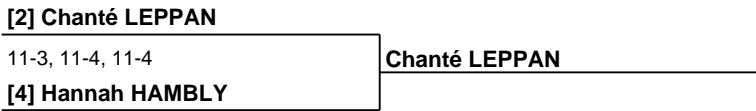
	1.	2.	3.
1. [2] LEPPAN Chanté		4-11, 4-11, 11-2 2-11	2-11, 11-7, 14-12 11-5
2. [3] SEROTO Bongi	11-4, 11-4, 2-11 11-2		11-4, 14-12, 11-5
3. [6] ENGELBRECHT Madjoné	11-2, 7-11, 12-14 5-11	4-11, 12-14, 5-11	

Standings	Points	Wins	Losses	Games	Game Pts
1. [3] Bongi SEROTO	4	2	0	6 - 1 (85.71%)	71 - 42 (62.83%)
2. [2] Chanté LEPPAN	2	1	1	4 - 4 (50%)	59 - 70 (45.74%)
3. [6] Madjoné ENGELBRECHT	0	0	2	1 - 6 (14.29%)	56 - 74 (43.08%)

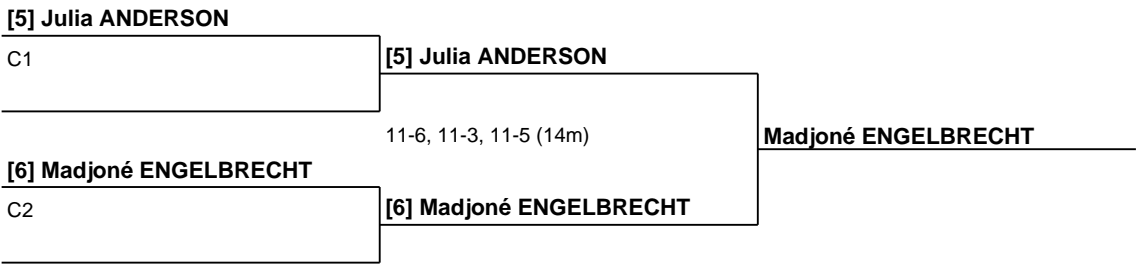
1/2 Playoff



3/4 Playoff



5/6 Playoff



7/8 Playoff

