

WISPS Abercorn

WISPS C

Box 1

	1.	2.	3.
1. KACPRZYK Izabela		12-15, 12-15	W/O
2. FRIZZEL Sarah	15-12, 15-12		7-15, 8-15
3. CRAIK Carrie	Opponent W/O	15-7, 15-8	

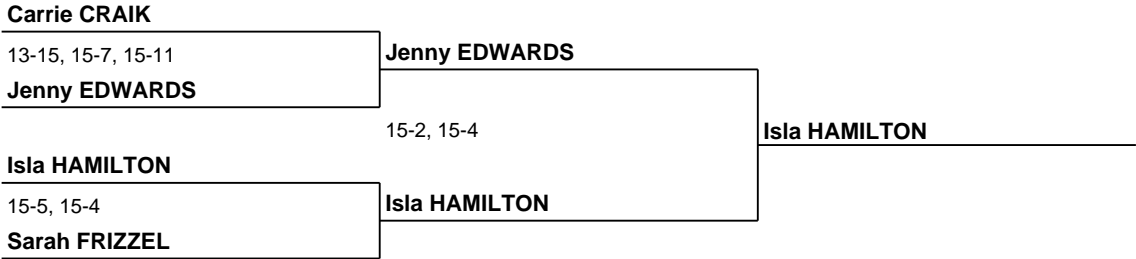
Standings	Points	Wins	Losses	Games	Game Pts
1. Carrie CRAIK	4	2	0	5 - 0 (100%)	30 - 15 (66.67%)
2. Sarah FRIZZEL	2	1	1	2 - 2 (50%)	45 - 54 (45.45%)
3. Izabela KACPRZYK	0	0	2	0 - 5 (0%)	24 - 30 (44.44%)

Box 2

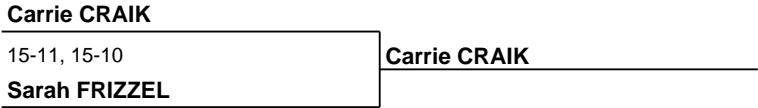
	1.	2.	3.
1. EDWARDS Jenny		15-3, 15-3	3-15, 1-15
2. BRYSON Sarah	3-15, 3-15		5-15, 5-15
3. HAMILTON Isla	15-3, 15-1	15-5, 15-5	

Standings	Points	Wins	Losses	Games	Game Pts
1. Isla HAMILTON	4	2	0	4 - 0 (100%)	60 - 14 (81.08%)
2. Jenny EDWARDS	2	1	1	2 - 2 (50%)	34 - 36 (48.57%)
3. Sarah BRYSON	0	0	2	0 - 4 (0%)	16 - 60 (21.05%)

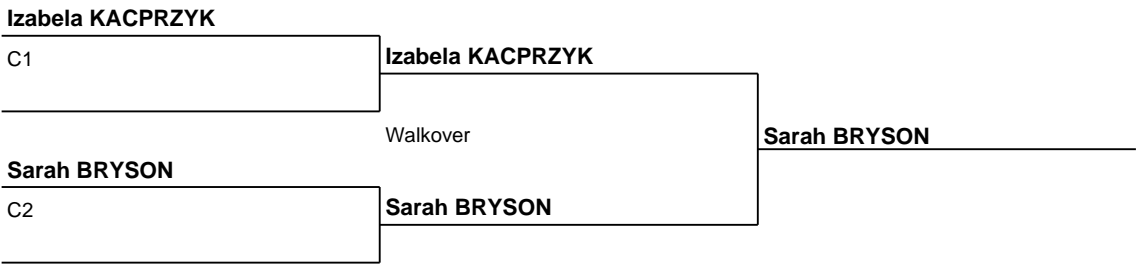
1/2 Playoff



3/4 Playoff



5/6 Playoff



7/8 Playoff

