





2024029 ITF MASTERS SA NATIONALS
MD 60

Box 1

				1.	2.	3.
TSA600030	Winelands		1. Stephen HANSEN Graeme DORRINGTON		6-4, 6-3	3-6, 7-5, 6-7
TSA630020	GE		2. Mark VOS MARK JOUBERT	4-6, 3-6		6-4, 7-5
TSA601092	EDEN		3. Chris LISTER -JAMES Riaan BOSHOF	6-3, 5-7, 7-6	4-6, 5-7	

Standings	Points	Wins	Losses	Sets	Games
1. DORRINGTON / HANSEN	2	1	1	3 - 2 (60%)	28 - 25 (52.83%)
2. JOUBERT / VOS	2	1	1	2 - 2 (50%)	20 - 21 (48.78%)
3. BOSHOF / LISTER -JAMES	2	1	1	2 - 3 (40%)	27 - 29 (48.21%)

Box 2

				1.	2.	3.	4.
TSA641042	WP		1. Robert PICARD RONALD BUTHELEZI		6-3, 2-6, 3-6	1-6, 4-6	2-6, 2-6
TSA621040	WP		2. Ray STUART-STEER Hugo STEYN	3-6, 6-2, 6-3		6-7, 7-5, 11-9	1-6, 0-6
TSA611102	EDEN		3. Schalk PIENAAR Pietman MOSTERT	6-1, 6-4	7-6, 5-7, 9-11		2-6, 1-6
TSA640025	EDEN		4. Guillaume OBERHOLSTER Brian CLARK	6-2, 6-2	6-1, 6-0	6-2, 6-1	

Standings	Points	Wins	Losses	Sets	Games
1. CLARK / OBERHOLSTER	6	3	0	6 - 0 (100%)	36 - 8 (81.82%)
2. STEYN / STUART-STEER	4	2	1	4 - 4 (50%)	40 - 44 (47.62%)
3. MOSTERT / PIENAAR	2	1	2	3 - 4 (42.86%)	36 - 41 (46.75%)
4. BUTHELEZI / PICARD	0	0	3	1 - 6 (14.29%)	20 - 39 (33.9%)

1/2 Playoff

DORRINGTON / HANSEN	
	CLARK / OBERHOLSTER
CLARK / OBERHOLSTER	6-2, 7-5

3/4 Playoff

JOUBERT / VOS	
	JOUBERT / VOS
STEYN / STUART-STEER	6-2, 7-5

5/6 Playoff

BOSHOFF / LISTER -JAMES

MOSTERT / PIENAAR

BOSHOFF / LISTER -JAMES

Walkover