





2019109 EC Nelson Mandela Bay Mini 3  
GS 10

Box 1

				1.	2.	3.	4.	5.
TSA101221	WP		1. SCHULTZ Siyolise		2-5	3-4	5-2	3-4
TSA101298	BOR		2. HEUER Camilla	5-2		4-3	5-2	5-2
TSA111049	EP		3. VOSLOO Lienke	4-3	3-4		6-1	6-1
TSA101248	EP		4. RIESEBERG Madison	2-5	2-5	1-6		1-6
TSA091498	EP		5. WIENAND Samantha	4-3	2-5	1-6	6-1	

Standings	Points	Wins	Losses	Sets	Games
1. Camilla HEUER	8	4	0	4 - 0 (100%)	19 - 9 (67.86%)
2. Lienke VOSLOO	6	3	1	3 - 1 (75%)	19 - 9 (67.86%)
3. Samantha WIENAND	4	2	2	2 - 2 (50%)	13 - 15 (46.43%)
4. Siyolise SCHULTZ	2	1	3	1 - 3 (25%)	13 - 15 (46.43%)
5. Madison RIESEBERG	0	0	4	0 - 4 (0%)	6 - 22 (21.43%)

Box 2

				1.	2.	3.	4.	5.	6.	
TSA091350	BOR		1.	MAJEKE Lonwabo		6-1	Opponent W/O	4-3	1-6	1-6
TSA111163	EP		2.	VAN DER MERWE Nina	1-6		4-3	2-5	0-7	1-6
TSA111187			3.	JANSEN Sophia	W/O	3-4		0-7	1-6	0-7
TSA101256	EP		4.	WATSON Emma	3-4	5-2	7-0		2-5	2-5
TSA091037	EP		5.	KEMP Grace	6-1	7-0	6-1	5-2		4-3
TSA101147	EP		6.	WHITE Natasha	6-1	6-1	7-0	5-2	3-4	

Standings	Points	Wins	Losses	Sets	Games
1. Grace KEMP	10	5	0	5 - 0 (100%)	28 - 7 (80%)
2. Natasha WHITE	8	4	1	4 - 1 (80%)	27 - 8 (77.14%)
3. Lonwabo MAJEKE	6	3	2	2 - 2 (50%)	12 - 16 (42.86%)
4. Emma WATSON	4	2	3	2 - 3 (40%)	19 - 16 (54.29%)
5. Nina VAN DER MERWE	2	1	4	1 - 4 (20%)	8 - 27 (22.86%)
6. Sophia JANSEN	0	0	5	0 - 4 (0%)	4 - 24 (14.29%)

1/2 Playoff

Camilla HEUER	Grace KEMP
Grace KEMP	5-2

3/4 Playoff

Lienke VOSLOO	Natasha WHITE
Natasha WHITE	5-2

5/6 Playoff

Samantha WIENAND	
Lonwabo MAJEKE	Lonwabo MAJEKE
	6-1

7/8 Playoff

Siyolise SCHULTZ	
Emma WATSON	Siyolise SCHULTZ
	4-3

9/10 Playoff

BYE	
E1	
BYE	Madison RIESEBERG